




**Bank OF SOUTH SUDAN (BSS)**  
**Directorate of Currecny & Banking**  
**Plot. No. 1, Block D 6, P.O Box 136, Juba South Sudan**


**Result of Foreign Exchange Sale Auction Held on May 3rd, 2021**  
**Commercial Banks FX Auction Session No.: 04/2021**

**The Bank of South Sudan Announces the Following Results:**

The total number of bids submitted	24
The total number of transactions processed	8
The total amount traded through the auction	3,000,000.00
The average auction rate (weighted average rate)	424.76
The highest bid rate received	430.00
The highest bid rate accepted	430.00
The lowest bid rate received	350.67
Bid-to-cover ratio (Accepted BIDS)	3.08
Bid-to-cover ratio (Total BIDS)	3.08



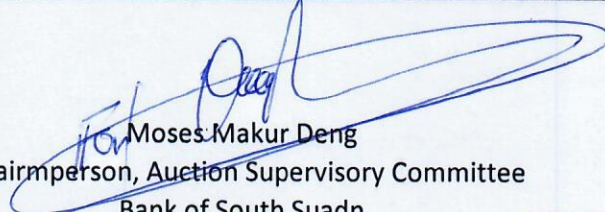
Successful Bidders						
S/N	Name of Bidder	Bid Rate	Amount Bid	Amount Allocated	Allocated at the Rate of	SSP Transfer
1	Afriland First Bank	430.0000	450,000.00	450,000.00	430.0000	193,500,000.00
2	Royal Express Bank	426.0000	350,000.00	350,000.00	426.0000	149,100,000.00
3	Ebony National Bank	425.9999	340,000.00	340,000.00	425.9999	144,839,966.00
4	African National Bank	425.0000	450,000.00	450,000.00	425.0000	191,250,000.00
5	International Commercial Bank	423.6311	450,000.00	450,000.00	423.6311	190,633,995.00
6	Kush Bank	423.0000	450,000.00	450,000.00	423.0000	190,350,000.00
7	Agricultural Bank of South Sudan	420.9990	370,000.00	370,000.00	420.9990	155,769,630.00
8	Co-operative Bank of South Sudan	420.2000	450,000.00	140,000.00	420.2000	58,828,000.00
	<b>Total Allocated Amount</b>		<b>3,310,000.00</b>	<b>3,000,000.00</b>		<b>1,274,271,591.00</b>
	<b>Average Rate</b>				<b>424.3538</b>	424.76

  
 Moses Makur Deng  
 Chairperson, Auction Supervisory Committee  
 Bank of South Sudan



Cc: Hon. Governor  
 Cc: Hon. D/Governor Research & Banking Supervision  
 Cc: Hon. D/Governor Administration & Finance  
 Cc: Director Banking Operations

Unsuccessful Bidders				
S/N	Name of Bidder	Bid Amount	Rate	Eq. in SSP
1	National Credit Bank	\$ 450,000.00	419.0000	188,550,000.00
2	Regent African Bank	\$ 93,000.00	417.9999	38,873,990.70
3	South Sudan Commercial Bank	\$ 450,000.00	415.0022	186,750,990.00
4	Phonix Commercial Bank	\$ 450,000.00	411.0000	184,950,000.00
5	KCB South Sudan	\$ 450,000.00	410.2500	184,612,500.00
6	Opportunity Bank	\$ 150,000.00	410.1000	61,515,000.00
7	Eden Bank	\$ 450,000.00	410.0000	184,500,000.00
8	Equity Commercial Bank	\$ 450,000.00	410.0000	184,500,000.00
9	Ivory Bank	\$ 450,000.00	410.0000	184,500,000.00
10	People's Bank	\$ 320,000.00	410.0000	131,200,000.00
11	Alpha Commercial Bank	\$ 300,000.00	401.2500	120,375,000.00
12	Ecobank South Sudan	\$ 450,000.00	401.1050	180,497,250.00
13	Buffalo Commercial Bank	\$ 320,000.00	401.0000	128,320,000.00
14	Nile Commercial Bank	\$ 450,000.00	400.9000	180,405,000.00
15	Stanbic Bank (CFC)	\$ 250,000.00	390.0000	97,500,000.00
16	Commercial Bank of Ethiopia	\$ 450,000.00	350.6700	157,801,500.00
<b>TOTAL</b>		<b>5,933,000.00</b>	<b>404.2673</b>	<b>2,394,851,230.70</b>

  
 For Moses Makur Deng  
 Chairmperson, Auction Supervisory Committee  
 Bank of South Suadn



Cc: Hon. the Governor  
 Cc: Hon. D/Governor Research & Banking Supervision  
 Cc: Hon. D/Governor Adiministration & Finance  
 Cc: Director Banking Operations